

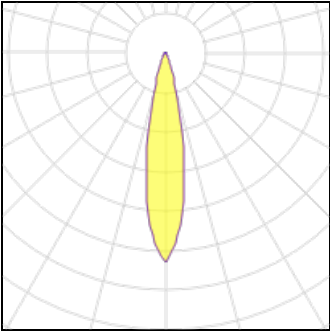
Product data sheet

BOXY 2 L HE 93020 DIM8
10748 9328
DELTA LIGHT

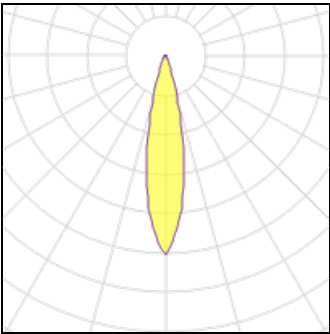


Luminaire, ceiling surface mounted (indoor use) from Deltalight, named BOXY 2 L HE 93020 DIM8, available in the colour(s): black-black, black-flemish bronze, black-flemish gold, white-white. This luminaire is equipped with 2 x (LED array 6W / CRI>90 (R9: 50) / 3000K / 945lm) with build-in dimmable driver to operate on a voltage of 220-240V / 50-60Hz. Dimming protocol: mains (phase cut-off). Light distributor: lens 20°.

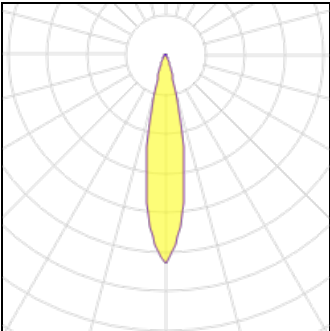
Light output 1



1 x LED			
Nominal lamp power	6 W	LOR	73%
Lamp flux	945 lm	Total flux	687 lm
Luminous efficacy	158 lm/W	Total power	6 W
CCT	3000 K		
CRI	90		

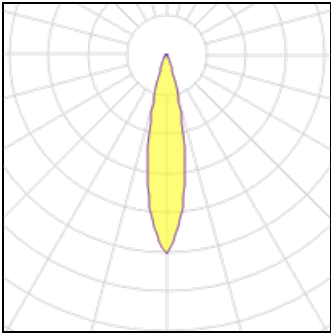


1 x LED			
Nominal lamp power	6 W	LOR	73%
Lamp flux	945 lm	Total flux	687 lm
Luminous efficacy	158 lm/W	Total power	6 W
CCT	3000 K		
CRI	90		

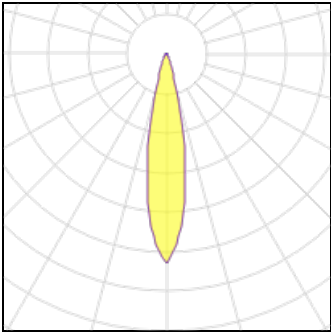


1 x LED			
Nominal lamp power	6 W	LOR	73%
Lamp flux	945 lm	Total flux	687 lm
Luminous efficacy	158 lm/W	Total power	6 W
CCT	3000 K		
CRI	90		

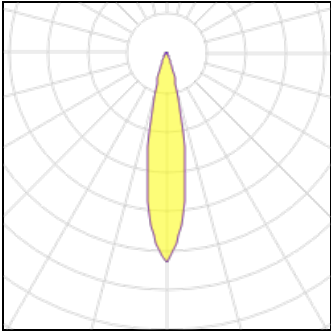
Light output 2



1 x LED			
Nominal lamp power	6 W	LOR	73%
Lamp flux	945 lm	Total flux	687 lm
Luminous efficacy	158 lm/W	Total power	6 W
CCT	3000 K		
CRI	90		



1 x LED			
Nominal lamp power	6 W	LOR	73%
Lamp flux	945 lm	Total flux	687 lm
Luminous efficacy	158 lm/W	Total power	6 W
CCT	3000 K		
CRI	90		



1 x LED			
Nominal lamp power	6 W	LOR	73%
Lamp flux	945 lm	Total flux	687 lm
Luminous efficacy	158 lm/W	Total power	6 W
CCT	3000 K		
CRI	90		

Mounting mode

Ceiling mounted

Shape and measurements

Length: 3.15 in
Width: 5.83 in
Height: 0.04 in

Electric

System power: 12 W
Appliance Class: I

Protection

IP: 20
Designation labels: CE