

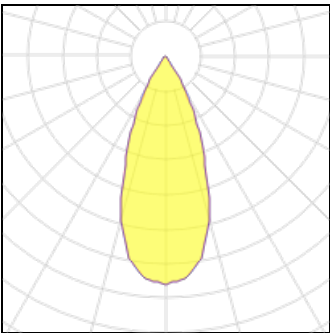
Product data sheet

SL19 - SPY 39 93040 DIM5
27025 9335
DELTA LIGHT

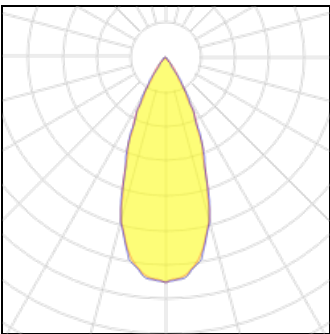


Luminaire, low voltage systems low voltage system mounted (indoor use) from Deltalight, named SL19 - SPY 39 93040 DIM5, available in the colour(s): black, flemish bronze, flemish gold, gold coloured, white. This luminaire can be used with the following 48V lighting system(s): SHIFTLINE 19 - PROFILE. This luminaire is equipped with LED array 8,6W / CRI>90 (R9: 52) / 3000K / 1089lm with build-in converter to operate on a voltage of 48V-DC. Dimming protocol: DALI. Light distributor: reflector 40°.

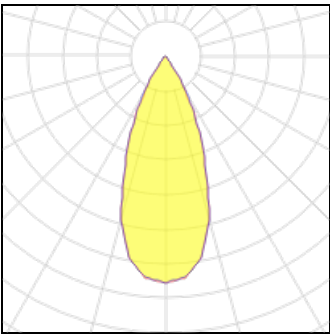
Light output 1



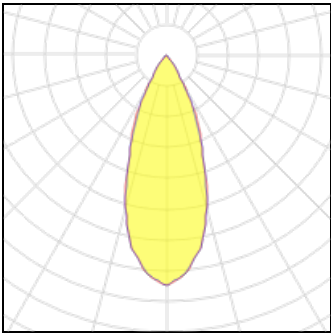
1 x LED			
Nominal lamp power	9 W	LOR	73%
Lamp flux	1089 lm	Total flux	792 lm
Luminous efficacy	121 lm/W	Total power	20 W
CCT	3000 K		
CRI	90		



1 x LED			
Nominal lamp power	9 W	LOR	73%
Lamp flux	1089 lm	Total flux	792 lm
Luminous efficacy	121 lm/W	Total power	20 W
CCT	3000 K		
CRI	90		



1 x LED			
Nominal lamp power	9 W	LOR	73%
Lamp flux	1089 lm	Total flux	792 lm
Luminous efficacy	121 lm/W	Total power	20 W
CCT	3000 K		
CRI	90		



1 x LED			
Nominal lamp power	9 W	LOR	73%
Lamp flux	1089 lm	Total flux	792 lm
Luminous efficacy	121 lm/W	Total power	20 W
CCT	3000 K		
CRI	90		

Mounting mode

Ceiling mounted, Contact rail

Shape and measurements

Length: 0.79 in
Width: 6.30 in
Height: 0.04 in

Electric

System power: 20 W
Appliance Class: II

Protection

IP: 20
Designation labels: CE