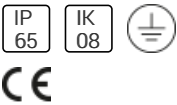


Product data sheet

SLOT SQUARE UP AND DOWN

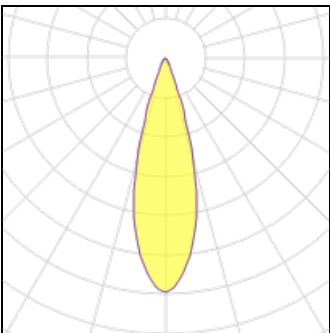
S.3862W

SIMES



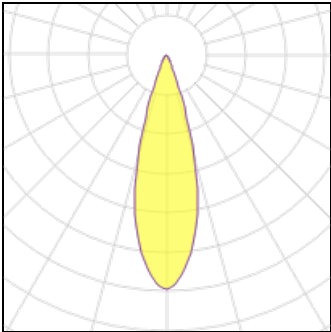
SLOT UP-DOWN Art. S.3862N MODULES LED 4000K 220-240Vac 4588lm 48.6W CRI 90 MacAdam step 3 Rated luminaire luminous flux: 2877lm Rated input power: 54W Luminaire efficacy: 53lm/W Electronic ballast ON/OFF not dimmable CE LUMINAIRE TYPE Wall mounted luminaire. IP rating IP 65 MATERIAL CHARACTERISTICS Aluminium die cast housing in EN AB-47100 (low copper content) and extruded EN AW-6060 with high resistance against corrosion. Stone wash surface treatment prior to painting process. A4 grade Stainless Steel screws with 2,5-3% molybdenum content which increases the resistance against corrosion. Silicone gaskets. Painting Process : 3 Step Process 1) Surface treatment with BONDERITE. A heavy metal free chemical surface treatment containing ceramic nano particles giving a cohesive, inorganic and highly dense protective coating. 2) PRE POLYMERIZATION a process of introducing an epoxy primer with excellent characteristics to the paint which also offers very high resistance to oxidation due to its Zinc content. 3) POLYMERIZATION a process with the application of polyester powder with high resistance against UV rays and harsh weather conditions. Resistance test protection for Marine applications for 1200h. Mechanical resistance IK 08 LIGHTING PERFORMANCE Reflector in 99.98% pure anodized aluminium (with TC and HIT lamp version). Clear toughened glass 8 mm thick. Lamp adjustable $\pm 15^\circ$ position. LOR -- WIRING Fast connector IP67 ($\varnothing 6 \div 12$ mm) supplied as standard for single cable connection . Isolation: CLASS I . Available colours: Aluminium grey (cod.14). Weight: 9 Kg Glow Wire test: 650°C LED circuit included. This luminaire contains built-in LED modules. In case of damage or malfunction please contact the manufacturer to receive additional instructions on how to replace and relative spare parts to order. The LED modules cannot be handled in the luminaire by the end user. LED modules are engineered accordingly to the existing regulations of Lumen Maintenance (LM80) and Technical Memorandum (TM21), where uniformity and quality of the light is 70,000 hours referred to L80 B10 Ta 25 ° C (50,000 hours referable to L80 B10 Ta 40°C). Lifespan of the luminaire min. 50,000 hours at 40°C. Performance Ambient temperature Tq 25°C. Operating ambient temperature range is from -20°C to +50°C. Storage temperature range from -20°C to +60°C. ELECTRONIC EQUIPMENT SENSITIVE TO OVERVOLTAGE. We recommend installing surge protection devices ?SPD? in the electrical system. Protection devices prevent the intensity of these phenomena's, protecting the appliances from the risk of being damaged and extending the lifespan. Outdoor luminaires are subject to all types of permanent, temporary, or transient electrical disturbances. Such disturbances can create permanent damage or failure affecting its performance and durability. The surge protection device (supplied by SIMES) is utilized to limit the destructive effect of these phenomena. We suggest that each luminaire must be connected to one protection device at not more than 10m away. For correct coordination of the protections, a surge protection device must also be provided inside the electrical panel of the system (the selection of this device must be carried out from the electrical designer and is not supplied by SIMES).

Light output 1 (integrated)



Lamp type		CCT	3000 K
Nominal lamp power	27 W	CRI	83
Total flux	1439 lm	LOR	100%
Luminous efficacy	53 lm/W	Total power	27 W

Light output 2 (integrated)



Lamp type		CCT	3000 K
Nominal lamp power	27 W	CRI	90
Total flux	1439 lm	LOR	100%
Luminous efficacy	53 lm/W	Total power	27 W

Mounting mode

Wall mounted

Shape and measurements

Length: 7.13 in

Width: 10.63 in

Height: 7.13 in

Adjustability

Tiltable

Design

Material impression: Aluminum, Glass

Color of housing: Silver gray

Designer: SIMES S.P.A.

Electric

System power: 54 W

Appliance Class: I

Protection

IP: 65

IK: 08

Designation labels: CE