


# Product data sheet

SAFIE RE D190 MI 2100 ON/OFF 840 WHITE CWP-2,5M  
60628402100  
AURA LIGHT

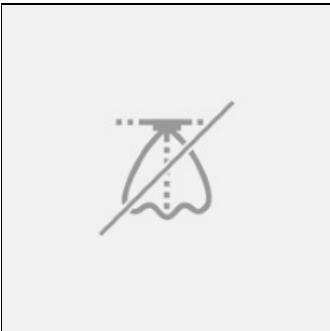


Safie Mirror is a versatile downlight available in three sizes. Its innovative reflector and lens optic design reduces luminaire height and minimizes glare discomfort. The two larger sizes can be surface-mounted with an accessory, while the smallest size is for recessed installation only. With high efficacy and multifunctionality, Safie Mirror is perfect for reducing energy costs.

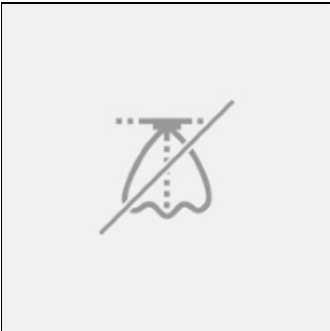
## Light output 1



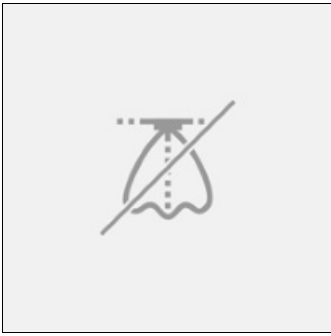
1 x LED			
Nominal lamp power	15 W	LOR	100%
Lamp flux	2200 lm	Total flux	2200 lm
Luminous efficacy	147 lm/W	Total power	15 W
CCT	4000 K		
CRI	80		



1 x LED			
Nominal lamp power	13 W	LOR	100%
Lamp flux	1910 lm	Total flux	1910 lm
Luminous efficacy	147 lm/W	Total power	13 W
CCT	4000 K		
CRI	80		



1 x LED			
Nominal lamp power	10 W	LOR	100%
Lamp flux	1480 lm	Total flux	1480 lm
Luminous efficacy	148 lm/W	Total power	10 W
CCT	4000 K		
CRI	80		



<b>1 x LED</b>			
Nominal lamp power	8 W	LOR	100%
Lamp flux	1170 lm	Total flux	1170 lm
Luminous efficacy	146 lm/W	Total power	8 W
CCT	4000 K		
CRI	80		

**Mounting mode**

Ceiling recessed

**Shape and measurements**

Height: 1.97 in  
Diameter: 7.48 in

**Adjustability**

Fixed

**Electric**

System power: 8-15 W  
Appliance Class: II

**Protection**

IP: 54