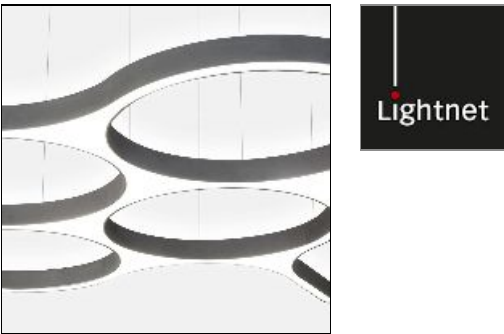


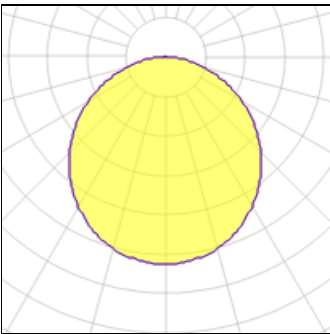
Product data sheet

RINGO STAR CLUSTER SUSPENDED - G3
RG30SE-840M-C4
LIGHTNET



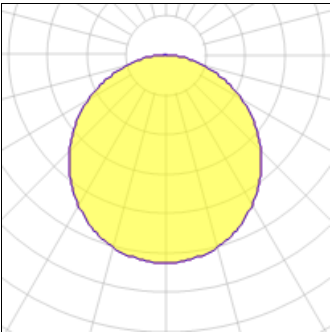
LED pendant light system. Direct-indirect or direct-only light distribution. Lighting system with various combinations of the different X, Y and circular modules, each module available as stand-alone luminaire. A connector and a cord-holder have to be ordered separately for each joint. Furthermore entirely compatible with all Liquid Line G3/P3 modules. Luminaire body made of aluminium profile with 60mm width. Surface white, silver, graphite, black, champagne or copper coated. Further surface options see Lightnet-Surface-Collection or RAL of your choice. Optionally internal acoustically highly effective broadband absorber for reducing the reverberation time, 4 options (Green Moss, Yellow Felt, Graphite Felt or White Perforated). Satin opal diffuser for general lighting. Converter integrated into luminaire housing, optionally switchable or dimmable (1-10V, DALI, Touch-Dim, Casambi). Colour temperatures 2200K, 2700K, 3000K, 3500K, 4000K or 6500K. Binning initial \leq MacAdam 3. Colour rendering CRI>80 or CRI>90. Ceiling rose with transparent power supply cable has to be ordered separately for each complete light structure.

Light output 1 (integrated)



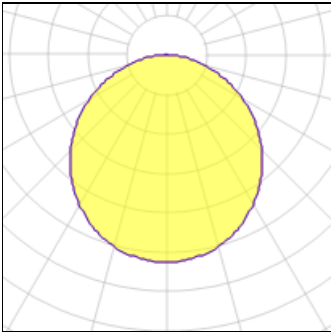
Lamp type	LED	CCT	4000 K
Nominal lamp power	13 W	CRI	82
Total flux	1027 lm	LOR	100%
Luminous efficacy	79 lm/W	Total power	13 W

Light output 2 (integrated)



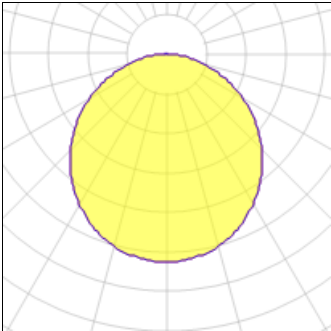
Lamp type	LED	CCT	4000 K
Nominal lamp power	13 W	CRI	82
Total flux	1027 lm	LOR	100%
Luminous efficacy	79 lm/W	Total power	13 W

Light output 3 (integrated)



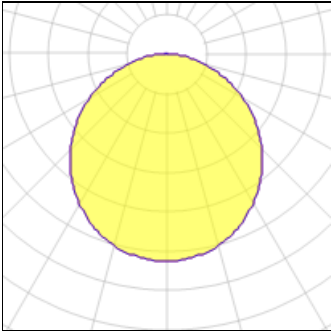
Lamp type	LED	CCT	4000 K
Nominal lamp power	13 W	CRI	82
Total flux	1027 lm	LOR	100%
Luminous efficacy	79 lm/W	Total power	13 W

Light output 4 (integrated)



Lamp type	LED	CCT	4000 K
Nominal lamp power	13 W	CRI	82
Total flux	1027 lm	LOR	100%
Luminous efficacy	79 lm/W	Total power	13 W

Light output 5 (integrated)



Lamp type	LED	CCT	4000 K
Nominal lamp power	13 W	CRI	82
Total flux	1027 lm	LOR	100%
Luminous efficacy	79 lm/W	Total power	13 W

Mounting mode

Pendant

Shape and measurements

Length: 22.60 in

Width: 2.36 in

Height: 3.15 in

Adjustability

Height adjustable

Electric

System power: 65 W

Protection