

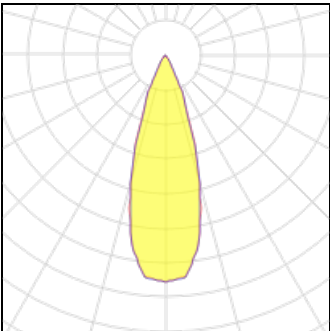
Product data sheet

M20/M26H - OCTAV 39 93040 DIM5
29022 9335
DELTA LIGHT

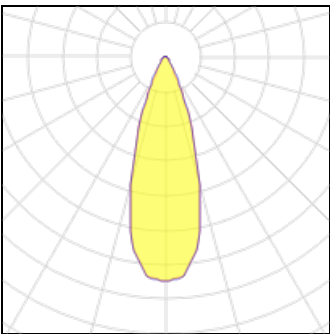


Luminaire, low voltage systems low voltage system mounted (indoor use) from Deltalight, named M20/M26H - OCTAV 39 93040 DIM5, available in the colour(s): black, flemish bronze, flemish gold, gold coloured, white. This luminaire can be used with the following 48V magnetic lighting system(s): SHIFTLINE M26H - PROFILE, SHIFTLINE M26H + SBL, SPLITLINE M20 - PROFILE, SPLITLINE M20 ST - PROFILE. This luminaire is equipped with LED array 8,6W / CRI>90 (R9: 52) / 3000K / 1089lm with build-in converter to operate on a voltage of 48V-DC. Dimming protocol: DALI. Light distributor: reflector 40°.

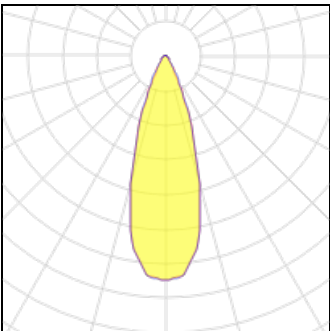
Light output 1



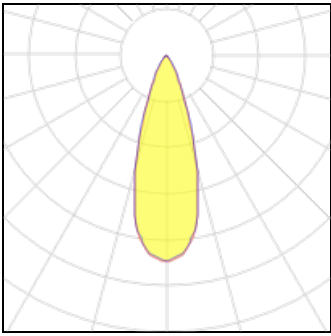
1 x LED			
Nominal lamp power	9 W	LOR	73%
Lamp flux	1089 lm	Total flux	792 lm
Luminous efficacy	121 lm/W	Total power	9 W
CCT	3000 K		
CRI	90		



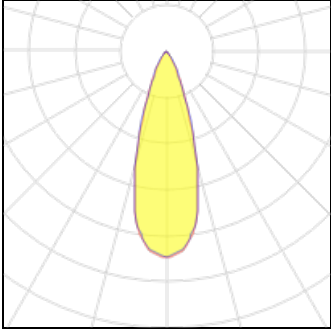
1 x LED			
Nominal lamp power	9 W	LOR	73%
Lamp flux	1089 lm	Total flux	792 lm
Luminous efficacy	121 lm/W	Total power	9 W
CCT	3000 K		
CRI	90		



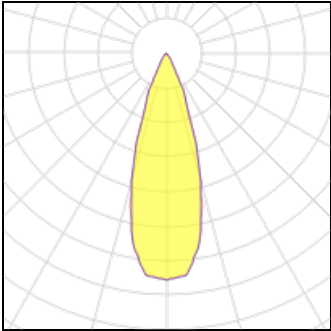
1 x LED			
Nominal lamp power	6 W	LOR	73%
Lamp flux	787 lm	Total flux	573 lm
Luminous efficacy	131 lm/W	Total power	6 W
CCT	3000 K		
CRI	90		



1 x LED			
Nominal lamp power	9 W	LOR	73%
Lamp flux	1089 lm	Total flux	792 lm
Luminous efficacy	121 lm/W	Total power	9 W
CCT	3000 K		
CRI	90		



1 x LED			
Nominal lamp power	6 W	LOR	73%
Lamp flux	787 lm	Total flux	573 lm
Luminous efficacy	131 lm/W	Total power	6 W
CCT	3000 K		
CRI	90		



1 x LED			
Nominal lamp power	6 W	LOR	73%
Lamp flux	787 lm	Total flux	573 lm
Luminous efficacy	131 lm/W	Total power	6 W
CCT	3000 K		
CRI	90		

Mounting mode

Ceiling mounted, Contact rail, Wall mounted, Pendant, Wall recessed

Shape and measurements

Length: 1.50 in
Width: 1.50 in
Height: 3.74 in

Electric

System power: 6-9 W
Appliance Class: II

Protection

IP: 20
Designation labels: CE