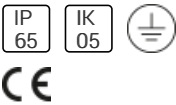


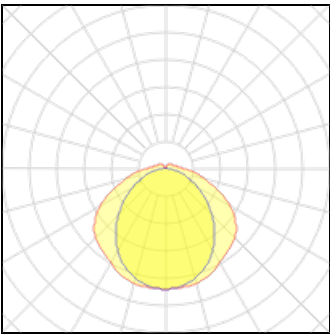
# Product data sheet

161 LED EMERGENCY LIGHT FITTING  
161 15L60 KESC ZB-C DV P5X2,5 (16118 1019)  
SCHUCH



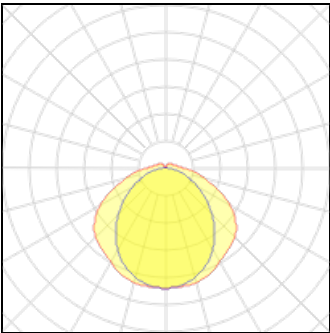
LED emergency light fitting, 39 W, 6160 lm, 158 lm/W, Central supply (ZB), Monitoring module (Eaton/CEAG V-CG-S 4-400W), Class I, IP65, symmetrical wide beam, 4000 K, CRI≥ 80, Ta -20 °C/+35 °C, L70>100000 h (@ Ta max), L80>70000 h (@ Ta max), L90>50000 h (@ Ta 25°C), Diffuser PMMA satined, Closure Stainless steel (1.4571), Housing Glass fibre reinforced polyester, Colour grey, Through wiring (DV) 5x2.5 mm² PVC. Sturdy LED damp-proof light fitting for connection to group or central battery systems with incorporated fuse for selective disconnection in case of failure. Highly impact-resistant glass fibre reinforced polyester housing and frosted diffuser with high impact resistance. Captive clips, multi-part, incl. two safety clips, silicone gasket. Powder-coated aluminium reflector with highly efficient Zhaga LED modules and ECG with overload and short circuit protection. Resource-saving and environmentally friendly thanks to interchangeability of components (no disposable light fitting). Length 1572,00 mm, Width/Diameter 116,00 mm, Height 125,00 mm, Net weight 3,00 kg.

## Light output 1 (integrated, emergency)



Lamp type	LED	CCT	4000 K
Nominal lamp power	39 W	CRI	80
Total flux	6159 lm	LOR	100%
Luminous efficacy	158 lm/W	ULOR	7%
		Total power	39 W

## Light output 2 (integrated)



Lamp type	LED	CCT	4000 K
Nominal lamp power	39 W	CRI	80
Total flux	6159 lm	LOR	100%
Luminous efficacy	158 lm/W	ULOR	7%
		Total power	39 W

## Mounting mode

Ceiling mounted, Pendant, Contact rail, Wall mounted

## Shape and measurements

Length: 61.89 in  
Width: 4.57 in  
Height: 4.92 in

## Electric

System power: 78 W  
Appliance Class: I

## Information regarding emergency functions

Supplementary emergency lighting  
Emergency sign: N/A

## Adjustability

Fixed

## Protection

IP: 65

IK: 05

Designation labels: CE