

# Product data sheet

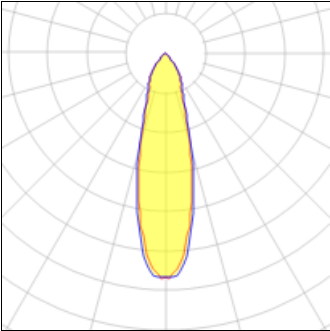
A.24 PLAF. MODULO SHARP 3000K FL 2352MM BLK  
AQ32204  
ARTEMIDE



IP  
20

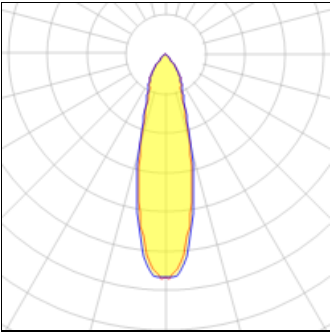
A.24 PLAF. MODULO SHARP 3000K FL 2352mm BLK

Light output 1 (integrated)



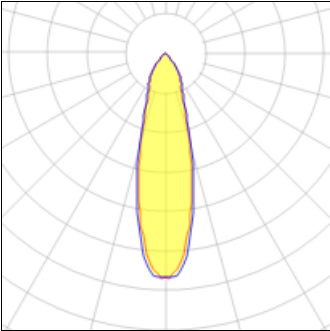
Lamp type	LED	CCT	3000 K
Nominal lamp power	2.81 W	CRI	90
Total flux	204 lm	LOR	100%
Luminous efficacy	73 lm/W	Total power	2.81 W

Light output 2 (integrated)



Lamp type	LED	CCT	3000 K
Nominal lamp power	2.81 W	CRI	90
Total flux	204 lm	LOR	100%
Luminous efficacy	73 lm/W	Total power	2.81 W

Light output 3 (integrated)



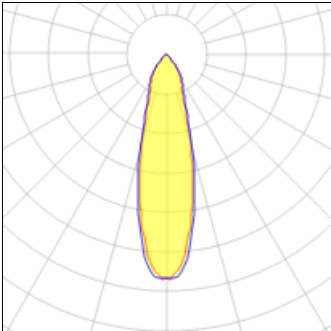
Lamp type	LED	CCT	3000 K
Nominal lamp power	2.81 W	CRI	90
Total flux	204 lm	LOR	100%
Luminous efficacy	73 lm/W	Total power	2.81 W

Light output 4 (integrated)



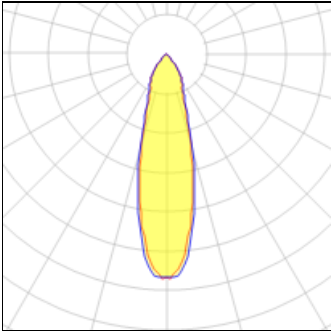
Lamp type	LED	CCT	3000 K
Nominal lamp power	2.81 W	CRI	90
Total flux	204 lm	LOR	100%
Luminous efficacy	73 lm/W	Total power	2.81 W

Light output 5 (integrated)



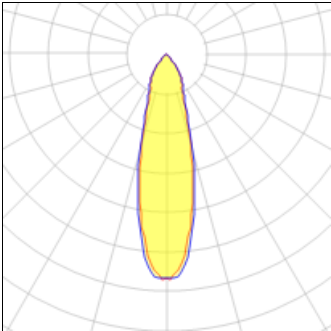
Lamp type	LED	CCT	3000 K
Nominal lamp power	2.81 W	CRI	90
Total flux	204 lm	LOR	100%
Luminous efficacy	73 lm/W	Total power	2.81 W

Light output 6 (integrated)



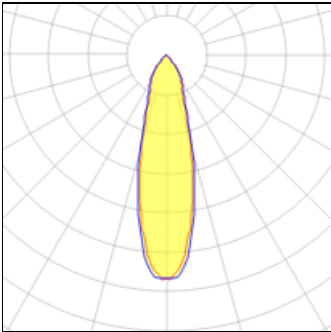
Lamp type	LED	CCT	3000 K
Nominal lamp power	2.81 W	CRI	90
Total flux	204 lm	LOR	100%
Luminous efficacy	73 lm/W	Total power	2.81 W

Light output 7 (integrated)



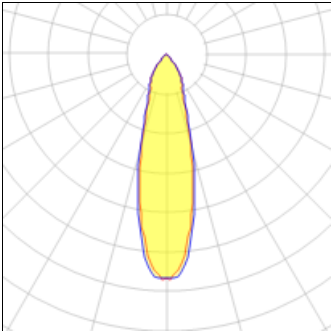
Lamp type	LED	CCT	3000 K
Nominal lamp power	2.81 W	CRI	90
Total flux	204 lm	LOR	100%
Luminous efficacy	73 lm/W	Total power	2.81 W

Light output 8 (integrated)



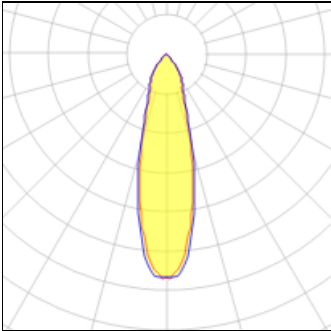
Lamp type	LED	CCT	3000 K
Nominal lamp power	2.81 W	CRI	90
Total flux	204 lm	LOR	100%
Luminous efficacy	73 lm/W	Total power	2.81 W

Light output 9 (integrated)



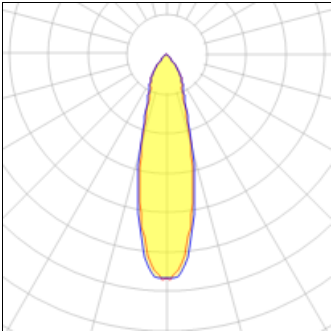
Lamp type	LED	CCT	3000 K
Nominal lamp power	2.81 W	CRI	90
Total flux	204 lm	LOR	100%
Luminous efficacy	73 lm/W	Total power	2.81 W

Light output 10 (integrated)



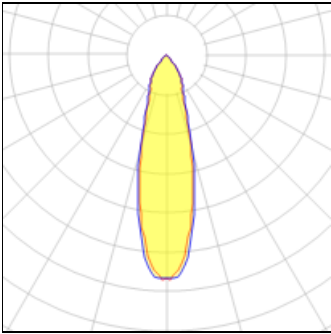
Lamp type	LED	CCT	3000 K
Nominal lamp power	2.81 W	CRI	90
Total flux	204 lm	LOR	100%
Luminous efficacy	73 lm/W	Total power	2.81 W

Light output 11 (integrated)



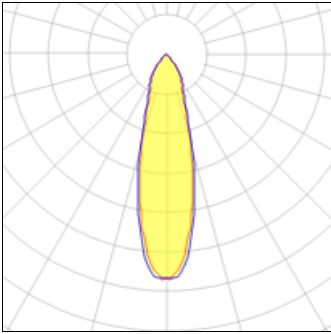
Lamp type	LED	CCT	3000 K
Nominal lamp power	2.81 W	CRI	90
Total flux	204 lm	LOR	100%
Luminous efficacy	73 lm/W	Total power	2.81 W

Light output 12 (integrated)



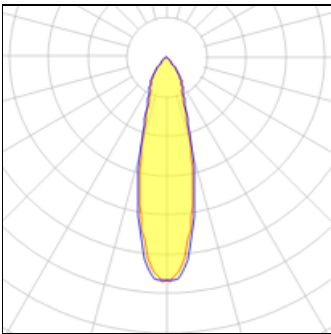
Lamp type	LED	CCT	3000 K
Nominal lamp power	2.81 W	CRI	90
Total flux	204 lm	LOR	100%
Luminous efficacy	73 lm/W	Total power	2.81 W

Light output 13 (integrated)



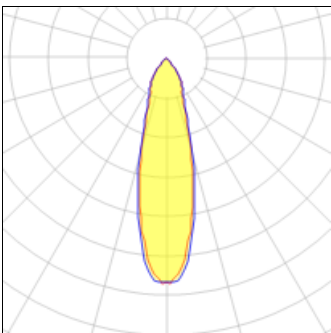
Lamp type	LED	CCT	3000 K
Nominal lamp power	2.81 W	CRI	90
Total flux	204 lm	LOR	100%
Luminous efficacy	73 lm/W	Total power	2.81 W

Light output 14 (integrated)



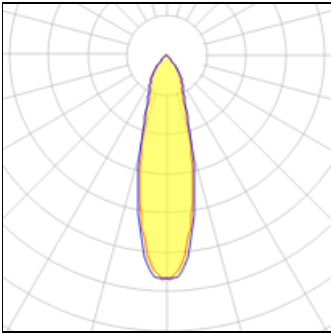
Lamp type	LED	CCT	3000 K
Nominal lamp power	2.81 W	CRI	90
Total flux	204 lm	LOR	100%
Luminous efficacy	73 lm/W	Total power	2.81 W

Light output 15 (integrated)



Lamp type	LED	CCT	3000 K
Nominal lamp power	2.81 W	CRI	90
Total flux	204 lm	LOR	100%
Luminous efficacy	73 lm/W	Total power	2.81 W

Light output 16 (integrated)



Lamp type	LED	CCT	3000 K
Nominal lamp power	2.81 W	CRI	90
Total flux	204 lm	LOR	100%
Luminous efficacy	73 lm/W	Total power	2.81 W

Mounting mode

Ceiling mounted

Shape and measurements

Length: 0.87 in

Width: 74.69 in

Height: 0.08 in

Adjustability

Fixed

Electric

System power: 45 W

Protection

IP: 20