


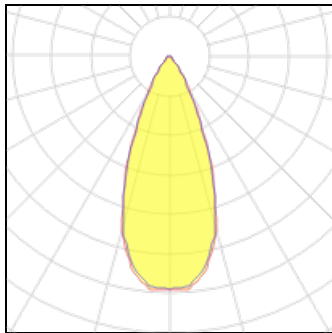
# Product data sheet

SOLI - 52 SHHH 93045  
 27181 9330  
 DELTA LIGHT



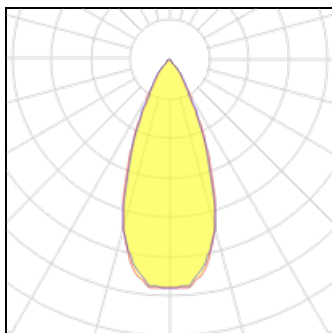
Luminaire, low voltage systems low voltage system mounted (indoor use) from Deltalight, named SOLI - 52 SHHH 93045, available in the colour(s): black, gold coloured, white. This luminaire can be used with the following 48V lighting system(s): SOLI - SHHH PLUS 120, SOLI - SHHH PLUS 60, SOLI - SHHH PLUS 90. This luminaire is equipped with LED array 10,3W / CRI>90 (R9: 52) / 3000K / 1281lm with an optional driver, suitable for currents of 600mA. Light distributor: reflector 45°.

## Light output 1



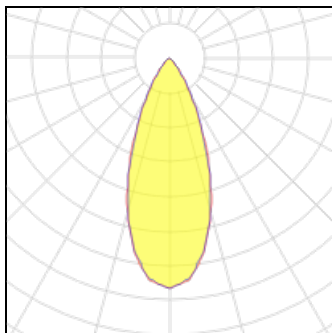
1 x LED

Nominal lamp power	10 W	LOR	73%
Lamp flux	1281 lm	Total flux	932 lm
Luminous efficacy	128 lm/W	Total power	12 W
CCT	3000 K		
CRI	90		



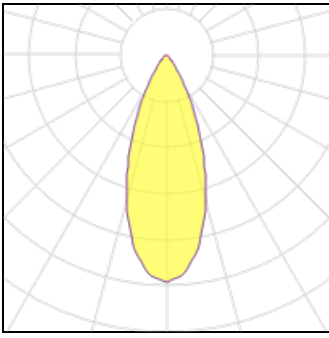
1 x LED

Nominal lamp power	10 W	LOR	73%
Lamp flux	1281 lm	Total flux	932 lm
Luminous efficacy	128 lm/W	Total power	12 W
CCT	3000 K		
CRI	90		



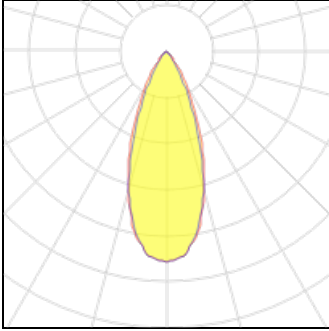
1 x LED

Nominal lamp power	10 W	LOR	73%
Lamp flux	1281 lm	Total flux	932 lm
Luminous efficacy	128 lm/W	Total power	12 W
CCT	3000 K		
CRI	90		



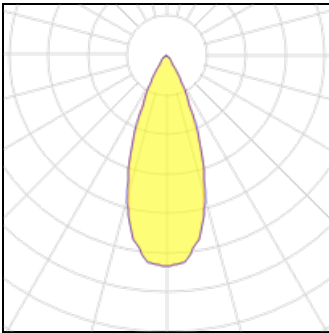
**1 x LED**

Nominal lamp power	10 W	LOR	73%
Lamp flux	1281 lm	Total flux	932 lm
Luminous efficacy	128 lm/W	Total power	12 W
CCT	3000 K		
CRI	90		



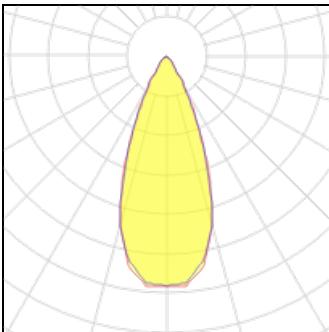
**1 x LED**

Nominal lamp power	10 W	LOR	73%
Lamp flux	1281 lm	Total flux	932 lm
Luminous efficacy	128 lm/W	Total power	12 W
CCT	3000 K		
CRI	90		



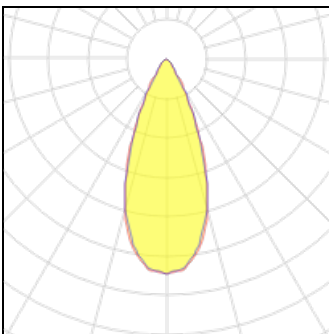
**1 x LED**

Nominal lamp power	10 W	LOR	73%
Lamp flux	1281 lm	Total flux	932 lm
Luminous efficacy	128 lm/W	Total power	12 W
CCT	3000 K		
CRI	90		



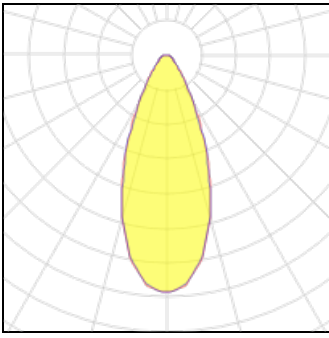
**1 x LED**

Nominal lamp power	10 W	LOR	73%
Lamp flux	1281 lm	Total flux	932 lm
Luminous efficacy	128 lm/W	Total power	12 W
CCT	3000 K		
CRI	90		

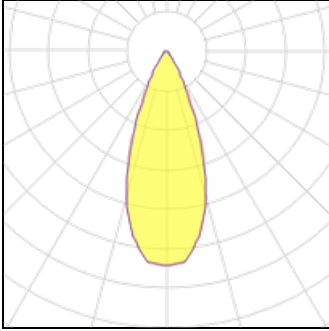


**1 x LED**

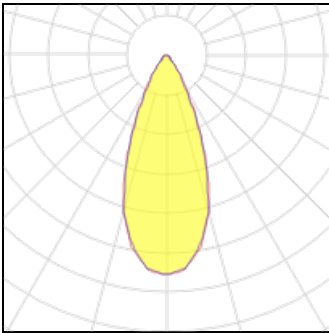
Nominal lamp power	10 W	LOR	73%
Lamp flux	1281 lm	Total flux	932 lm
Luminous efficacy	128 lm/W	Total power	12 W
CCT	3000 K		
CRI	90		



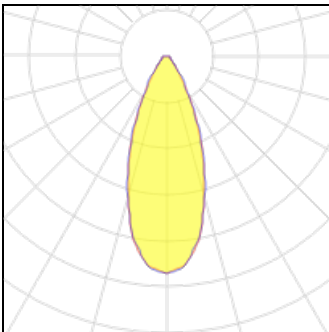
<b>1 x LED</b>			
Nominal lamp power	10 W	LOR	73%
Lamp flux	1281 lm	Total flux	932 lm
Luminous efficacy	128 lm/W	Total power	12 W
CCT	3000 K		
CRI	90		



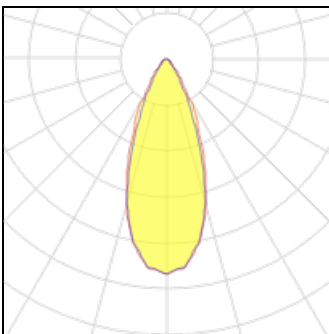
<b>1 x LED</b>			
Nominal lamp power	10 W	LOR	73%
Lamp flux	1281 lm	Total flux	932 lm
Luminous efficacy	128 lm/W	Total power	12 W
CCT	3000 K		
CRI	90		



<b>1 x LED</b>			
Nominal lamp power	10 W	LOR	73%
Lamp flux	1281 lm	Total flux	932 lm
Luminous efficacy	128 lm/W	Total power	12 W
CCT	3000 K		
CRI	90		



<b>1 x LED</b>			
Nominal lamp power	10 W	LOR	73%
Lamp flux	1281 lm	Total flux	932 lm
Luminous efficacy	128 lm/W	Total power	12 W
CCT	3000 K		
CRI	90		



<b>1 x LED</b>			
Nominal lamp power	10 W	LOR	73%
Lamp flux	1281 lm	Total flux	932 lm
Luminous efficacy	128 lm/W	Total power	12 W
CCT	3000 K		
CRI	90		

**Mounting mode**

Pendant, Contact rail

**Shape and measurements**

Length: 0.75 in

Width: 1.57 in

Height: 0.91 in

**Electric**

System power: 12 W

Appliance Class: II

**Protection**

IP: 20

Designation labels: CE