


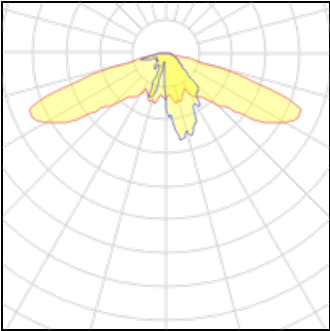
Product data sheet

PML WITH BRACKET VILLAGE 300 - STANDING SINGLE 4000K
13.19500.0VXXX + 10.20522.0V001
HESS

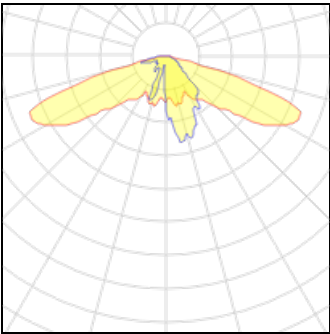


Round luminaire canopy made of aluminium. Holder device for on-site suspension cable. With ball joint for alignment of the luminaire.
Cylindrical luminaire enclosure made of PMMA, satin look in the upper part. Encased by two-part aluminium holding rods and five design rings made of aluminium.

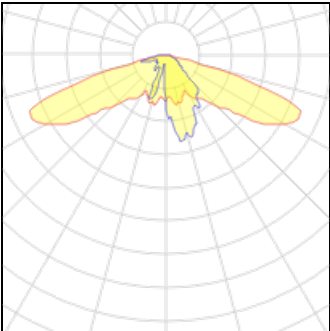
Light output 1



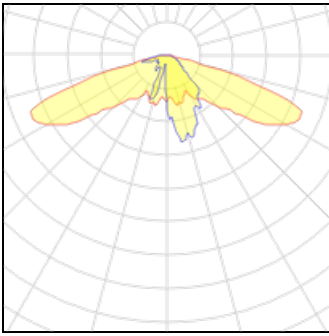
1 x LED			
Nominal lamp power	37 W	LOR	100%
Lamp flux	4620 lm	Total flux	4620 lm
Luminous efficacy	125 lm/W	Total power	37 W
CCT	4000 K		
CRI	80		



1 x LED			
Nominal lamp power	27 W	LOR	100%
Lamp flux	3133 lm	Total flux	3133 lm
Luminous efficacy	116 lm/W	Total power	27 W
CCT	4000 K		
CRI	80		



1 x LED			
Nominal lamp power	27 W	LOR	100%
Lamp flux	3117 lm	Total flux	3117 lm
Luminous efficacy	115 lm/W	Total power	27 W
CCT	4000 K		
CRI	80		

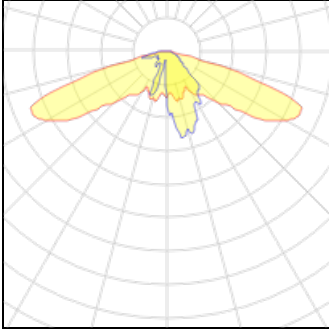
**1 x LED**

Nominal lamp power
Lamp flux
Luminous efficacy
CCT
CRI

27 W
3217 lm
119 lm/W
4000 K
80

LOR
Total flux
Total power

100%
3217 lm
27 W

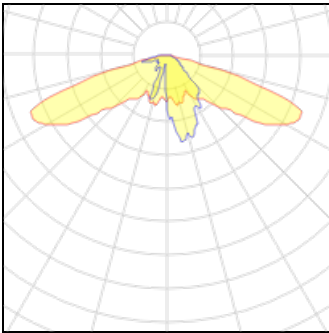
**1 x LED**

Nominal lamp power
Lamp flux
Luminous efficacy
CCT
CRI

27 W
3234 lm
120 lm/W
4000 K
80

LOR
Total flux
Total power

100%
3234 lm
27 W

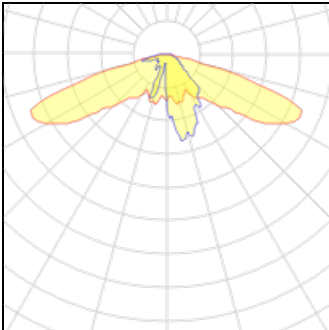
**1 x LED**

Nominal lamp power
Lamp flux
Luminous efficacy
CCT
CRI

27 W
2579 lm
96 lm/W
4000 K
80

LOR
Total flux
Total power

100%
2579 lm
27 W

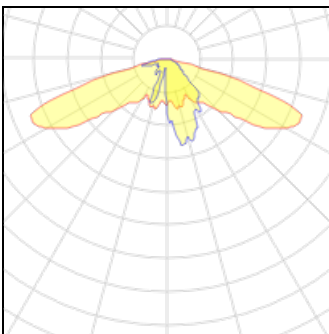
**1 x LED**

Nominal lamp power
Lamp flux
Luminous efficacy
CCT
CRI

27 W
2732 lm
101 lm/W
4000 K
80

LOR
Total flux
Total power

100%
2732 lm
27 W

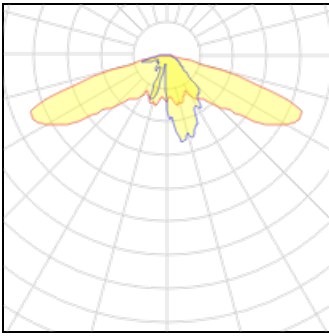
**1 x LED**

Nominal lamp power
Lamp flux
Luminous efficacy
CCT
CRI

37 W
4461 lm
121 lm/W
4000 K
80

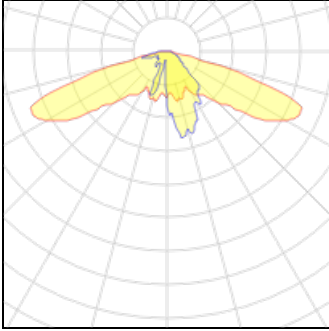
LOR
Total flux
Total power

100%
4461 lm
37 W



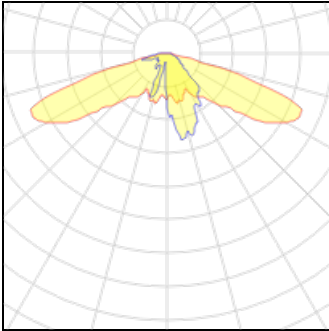
1 x LED

Nominal lamp power	37 W	LOR	100%
Lamp flux	4476 lm	Total flux	4476 lm
Luminous efficacy	121 lm/W	Total power	37 W
CCT	4000 K		
CRI	80		



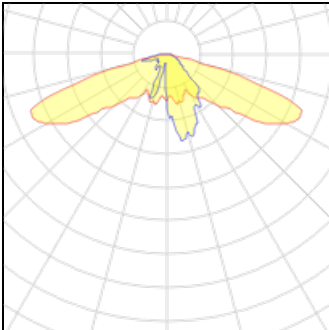
1 x LED

Nominal lamp power	27 W	LOR	100%
Lamp flux	3123 lm	Total flux	3123 lm
Luminous efficacy	116 lm/W	Total power	27 W
CCT	4000 K		
CRI	80		



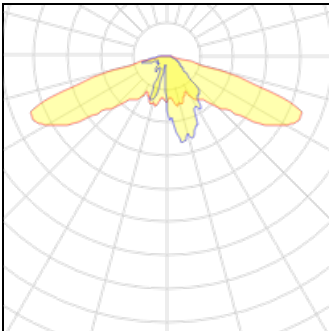
1 x LED

Nominal lamp power	37 W	LOR	100%
Lamp flux	4487 lm	Total flux	4487 lm
Luminous efficacy	121 lm/W	Total power	37 W
CCT	3000 K		
CRI	80		



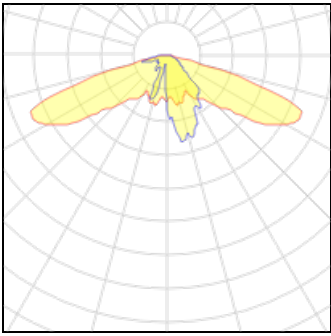
1 x LED

Nominal lamp power	53 W	LOR	100%
Lamp flux	5191 lm	Total flux	5191 lm
Luminous efficacy	98 lm/W	Total power	53 W
CCT	4000 K		
CRI	80		



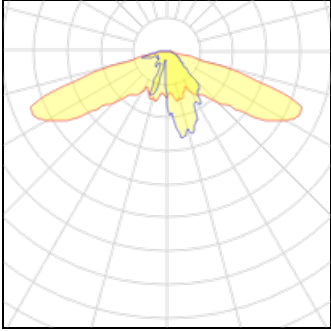
1 x LED

Nominal lamp power	37 W	LOR	100%
Lamp flux	4422 lm	Total flux	4422 lm
Luminous efficacy	120 lm/W	Total power	37 W
CCT	4000 K		
CRI	80		



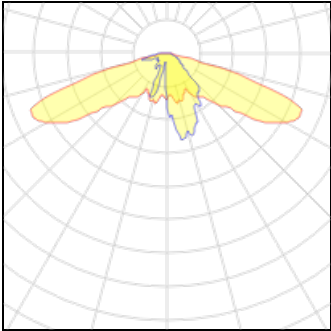
1 x LED

Nominal lamp power	37 W	LOR	100%
Lamp flux	3904 lm	Total flux	3904 lm
Luminous efficacy	106 lm/W	Total power	37 W
CCT	4000 K		
CRI	80		



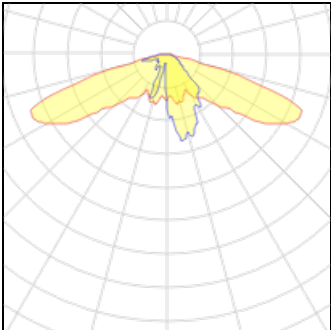
1 x LED

Nominal lamp power	53 W	LOR	100%
Lamp flux	5933 lm	Total flux	5933 lm
Luminous efficacy	112 lm/W	Total power	53 W
CCT	4000 K		
CRI	80		



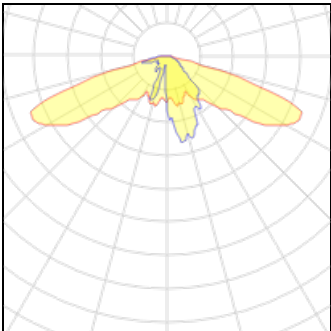
1 x LED

Nominal lamp power	53 W	LOR	100%
Lamp flux	5952 lm	Total flux	5952 lm
Luminous efficacy	112 lm/W	Total power	53 W
CCT	4000 K		
CRI	80		



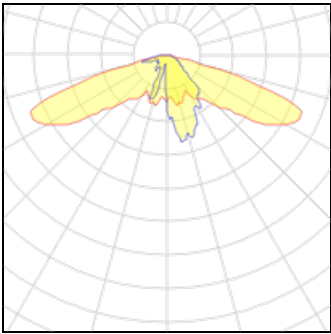
1 x LED

Nominal lamp power	53 W	LOR	100%
Lamp flux	5921 lm	Total flux	5921 lm
Luminous efficacy	112 lm/W	Total power	53 W
CCT	4000 K		
CRI	80		

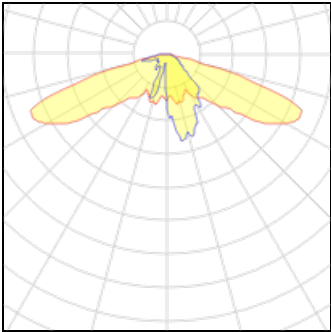


1 x LED

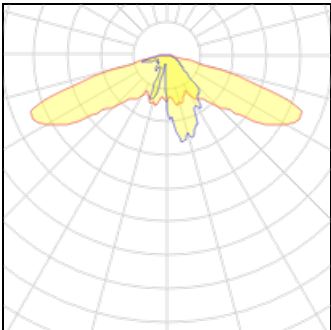
Nominal lamp power	53 W	LOR	100%
Lamp flux	6111 lm	Total flux	6111 lm
Luminous efficacy	115 lm/W	Total power	53 W
CCT	4000 K		
CRI	80		



1 x LED			
Nominal lamp power	53 W	LOR	100%
Lamp flux	6144 lm	Total flux	6144 lm
Luminous efficacy	116 lm/W	Total power	53 W
CCT	4000 K		
CRI	80		



1 x LED			
Nominal lamp power	53 W	LOR	100%
Lamp flux	5879 lm	Total flux	5879 lm
Luminous efficacy	111 lm/W	Total power	53 W
CCT	4000 K		
CRI	80		



1 x LED			
Nominal lamp power	37 W	LOR	100%
Lamp flux	4453 lm	Total flux	4453 lm
Luminous efficacy	120 lm/W	Total power	37 W
CCT	4000 K		
CRI	80		

Mounting mode

Pole top mounted, Floor recessed

Shape and measurements

Length: 38.79 in
Width: 14.72 in
Height: 31.64 in

Adjustability

Fixed

Design

Material impression: Glass, Stainless steel
Designer: SIMES S.P.A.

Electric

System power: 27-53 W

Protection

IP: 65
Max. point load: 5000 kg
Designation labels: CE