

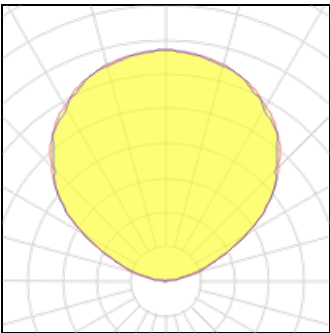
Product data sheet

SUPERNOVA FLAT 65 DOWN-UP 930
20612 9300
DELTA LIGHT



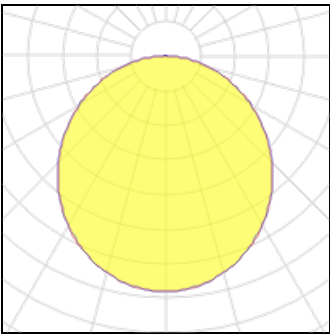
Luminaire, ceiling suspended (indoor use) from Deltalight, named SUPERNOVA FLAT 65 DOWN-UP 930, available in the colour(s): black, white. This luminaire is equipped with DOWN @ 1400mA: LED cluster 58,5W / CRI>90 (R9: 68) / 3000K / 7776lm with build-in driver to operate on a voltage of 220-240V / 0|50-60Hz and UP @ 500mA: 2 x (LED cluster 11,1W / CRI>90 (R9: 50) / 3000K / 1487lm) with build-in driver to operate on a voltage of 220-240V / 0|50-60Hz. Not dimmable Light distributor: opal diffuser.

Light output 1

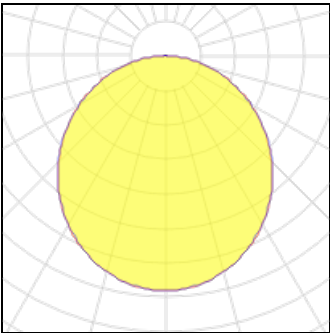


1 x LED			
Nominal lamp power	25 W	LOR	73%
Lamp flux	3200 lm	Total flux	2328 lm
Luminous efficacy	128 lm/W	Total power	25 W
CCT	3000 K		
CRI	90		

Light output 2



1 x LED			
Nominal lamp power	43 W	LOR	73%
Lamp flux	5360 lm	Total flux	3899 lm
Luminous efficacy	125 lm/W	Total power	43 W
CCT	3000 K		
CRI	90		



1 x LED			
Nominal lamp power	67.3 W	LOR	73%
Lamp flux	7776 lm	Total flux	5657 lm
Luminous efficacy	116 lm/W	Total power	67.3 W
CCT	3000 K		
CRI	90		

Mounting mode

Pendant

Shape and measurements

Length: 0.04 in

Width: 0.04 in

Height: 0.04 in

Electric

System power: 68-92.3 W

Appliance Class: 0

Protection

IP: 20

Designation labels: CE