

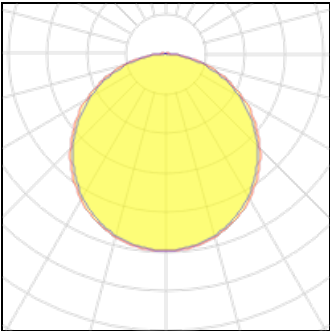
Product data sheet

LIPROTEC PLUG & PLAY LED-MODULE LLPE RGBW
LLEP4016AE9
SCHLÜTER-SYSTEMS



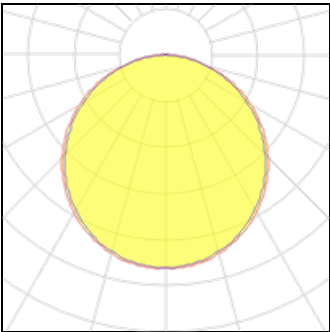
Schlüter-LIPROTEC-LLPE are plug-and-play LED modules made of a flexible, fully coated LED tube with homogeneous light distribution and an attachment profile made of anodised aluminium (E6/EV1). The LED modules are available in a colour RGB+W version. Available length: 250 cm
Search terms: LIPROTEC, Schlüter, Schlueter, Schluter, LIPROTEC-EASY, LED profile, Bathroom, RGB, RGBW, Tile, Line of light, IP67, Shower, Floor, Fliese

Light output 1 (integrated)



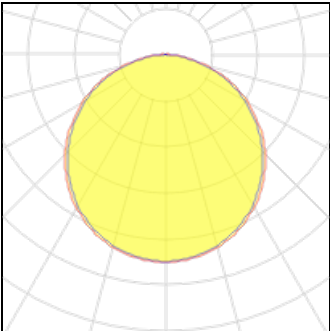
Lamp type	LED	CCT	2516 K
Nominal lamp power	0.44 W	CRI	92
Total flux	14 lm	LOR	100%
Luminous efficacy	32 lm/W	Total power	0.44 W

Light output 2 (integrated)



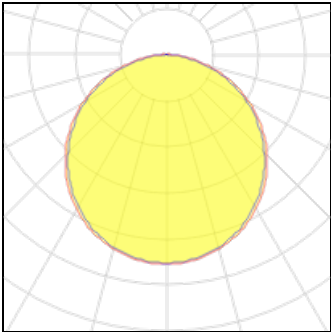
Lamp type	LED	CCT	0 K
Nominal lamp power	0.3 W	CRI	-44
Total flux	3 lm	LOR	100%
Luminous efficacy	10 lm/W	Total power	0.3 W

Light output 3 (integrated)



Lamp type	LED	CCT	7289 K
Nominal lamp power	0.2 W	CRI	-29
Total flux	10 lm	LOR	100%
Luminous efficacy	50 lm/W	Total power	0.2 W

Light output 4 (integrated)



Lamp type	LED	CCT	0 K
Nominal lamp power	0.4 W	CRI	-29
Total flux	5 lm	LOR	100%
Luminous efficacy	12 lm/W	Total power	0.4 W

Mounting mode

Wall recessed, Ceiling mounted

Shape and measurements

Length: 3.94 in
Width: 1.57 in
Height: 0.63 in

Adjustability

Fixed

Design

Material impression: Aluminum, Plastic
Color of housing: White, Silver gray

Electric

System power: 1.34 W
Voltage: 24 V DC

Protection

IP: 67
Designation labels: CE

Other operating numbers

Ambient temperature range: -4...149°F