

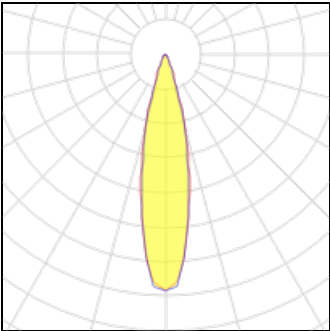
# Product data sheet

NIME TRIMLESS 930  
26411 9300  
DELTA LIGHT

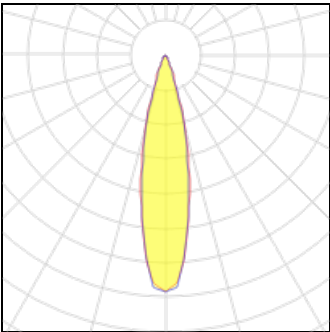


Luminaire, ceiling recessed (indoor use) from Deltalight, named NIME TRIMLESS 930, available in the colour(s): primer. For recessed mounting, a round opening (for installing a custom mounting kit) is needed and a min. depth for recessing of 150 mm. This luminaire is equipped with LED array 3,9-10,7W / CRI>90 (R9: 55) / 3000K / 385-814lm with an optional driver, suitable for currents of 350mA to 900mA. Light distributor: lens 20-50°.

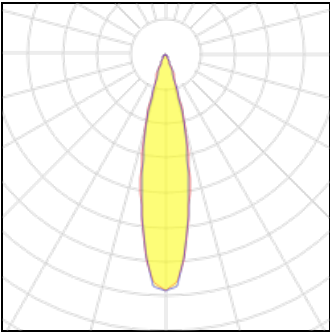
## Light output 1



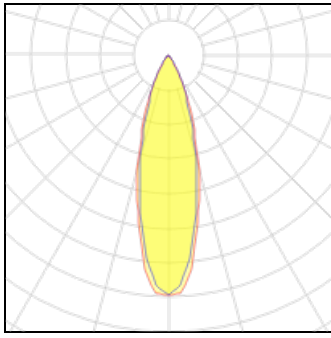
1 x LED			
Nominal lamp power	6 W	LOR	73%
Lamp flux	519 lm	Total flux	378 lm
Luminous efficacy	86 lm/W	Total power	6 W
CCT	3000 K		
CRI	90		



1 x LED			
Nominal lamp power	5 W	LOR	73%
Lamp flux	480 lm	Total flux	349 lm
Luminous efficacy	96 lm/W	Total power	5 W
CCT	3000 K		
CRI	90		

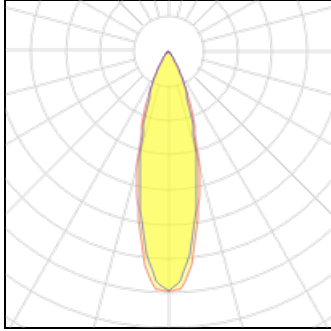


1 x LED			
Nominal lamp power	4 W	LOR	73%
Lamp flux	385 lm	Total flux	280 lm
Luminous efficacy	96 lm/W	Total power	4 W
CCT	3000 K		
CRI	90		

**1 x LED**

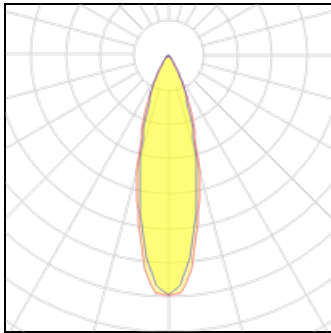
Nominal lamp power	4 W
Lamp flux	385 lm
Luminous efficacy	96 lm/W
CCT	3000 K
CRI	90

LOR	73%
Total flux	280 lm
Total power	4 W

**1 x LED**

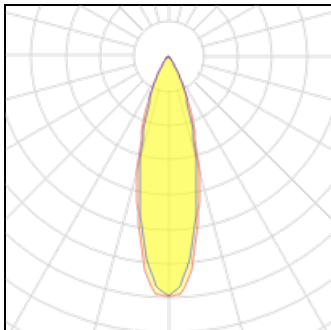
Nominal lamp power	11 W
Lamp flux	814 lm
Luminous efficacy	74 lm/W
CCT	3000 K
CRI	90

LOR	73%
Total flux	592 lm
Total power	11 W

**1 x LED**

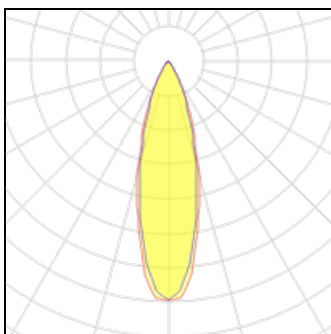
Nominal lamp power	8 W
Lamp flux	677 lm
Luminous efficacy	85 lm/W
CCT	3000 K
CRI	90

LOR	73%
Total flux	493 lm
Total power	8 W

**1 x LED**

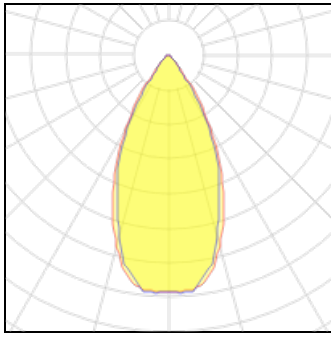
Nominal lamp power	6 W
Lamp flux	519 lm
Luminous efficacy	86 lm/W
CCT	3000 K
CRI	90

LOR	73%
Total flux	378 lm
Total power	6 W

**1 x LED**

Nominal lamp power	5 W
Lamp flux	480 lm
Luminous efficacy	96 lm/W
CCT	3000 K
CRI	90

LOR	73%
Total flux	349 lm
Total power	5 W

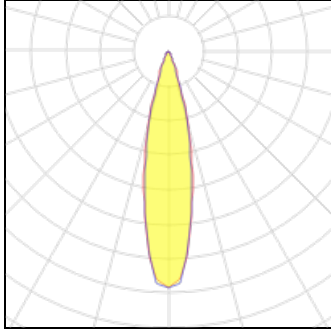
**1 x LED**

Nominal lamp power  
Lamp flux  
Luminous efficacy  
CCT  
CRI

11 W  
814 lm  
74 lm/W  
3000 K  
90

LOR  
Total flux  
Total power

73%  
592 lm  
11 W

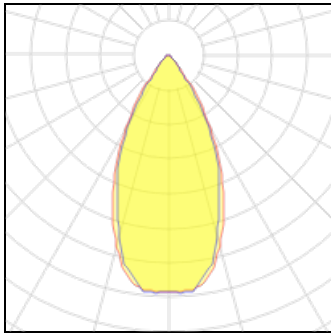
**1 x LED**

Nominal lamp power  
Lamp flux  
Luminous efficacy  
CCT  
CRI

8 W  
677 lm  
85 lm/W  
3000 K  
90

LOR  
Total flux  
Total power

73%  
493 lm  
8 W

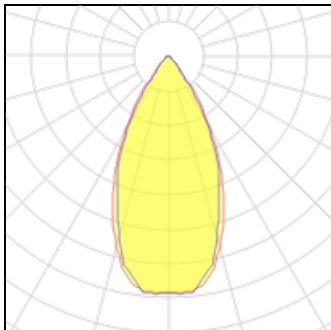
**1 x LED**

Nominal lamp power  
Lamp flux  
Luminous efficacy  
CCT  
CRI

6 W  
519 lm  
86 lm/W  
3000 K  
90

LOR  
Total flux  
Total power

73%  
378 lm  
6 W

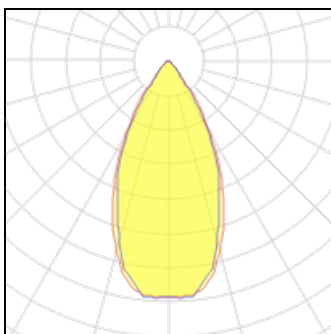
**1 x LED**

Nominal lamp power  
Lamp flux  
Luminous efficacy  
CCT  
CRI

5 W  
480 lm  
96 lm/W  
3000 K  
90

LOR  
Total flux  
Total power

73%  
349 lm  
5 W

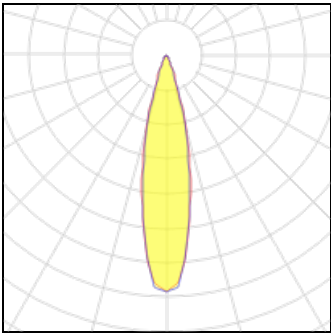
**1 x LED**

Nominal lamp power  
Lamp flux  
Luminous efficacy  
CCT  
CRI

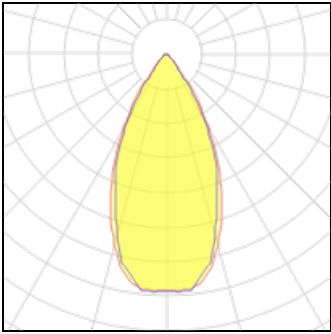
4 W  
385 lm  
96 lm/W  
3000 K  
90

LOR  
Total flux  
Total power

73%  
280 lm  
4 W



1 x LED			
Nominal lamp power	11 W	LOR	73%
Lamp flux	814 lm	Total flux	592 lm
Luminous efficacy	74 lm/W	Total power	11 W
CCT	3000 K		
CRI	90		



1 x LED			
Nominal lamp power	8 W	LOR	73%
Lamp flux	677 lm	Total flux	493 lm
Luminous efficacy	85 lm/W	Total power	8 W
CCT	3000 K		
CRI	90		

**Mounting mode**

Ceiling recessed

**Shape and measurements**

Height: 0.04 in  
Diameter: 0.43 in  
Weight: 0.5 kg

**Electric**

System power: 4-11 W  
Appliance Class: II

**Protection**

IP: 20  
Designation labels: CE