

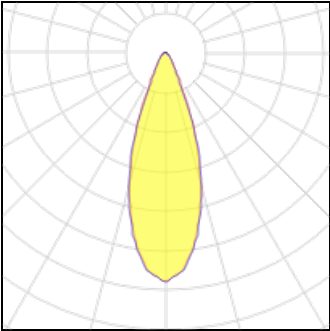
Product data sheet

PUNK 621 C 92733 DIM8
471 321 811 922 ED8
DELTA LIGHT

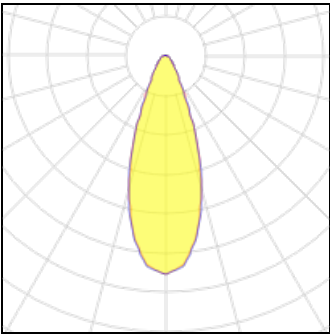


Luminaire, ceiling suspended (indoor use) from Deltalight, named PUNK 621 C 92733 DIM8, available in the colour(s): black, black pure, gold coloured. This luminaire is equipped with LED array 5,8W / CRI>90 (R9: 60) / 2700K / 753lm with build-in dimmable driver to operate on a voltage of 220-240V / 50-60Hz. Dimming protocol: mains (phase cut-off). Light distributor: reflector 33°.

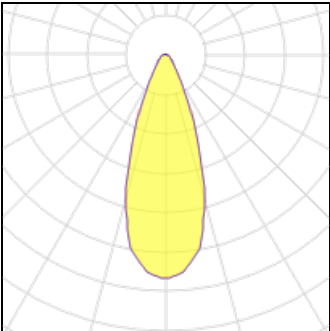
Light output 1



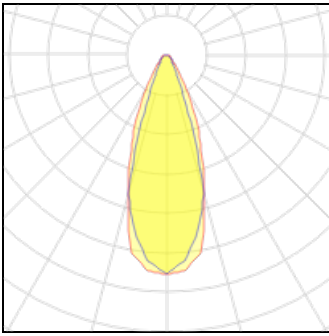
1 x LED			
Nominal lamp power	6 W	LOR	73%
Lamp flux	753 lm	Total flux	548 lm
Luminous efficacy	126 lm/W	Total power	6 W
CCT	2700 K		
CRI	90		



1 x LED			
Nominal lamp power	6 W	LOR	73%
Lamp flux	753 lm	Total flux	548 lm
Luminous efficacy	126 lm/W	Total power	6 W
CCT	2700 K		
CRI	90		

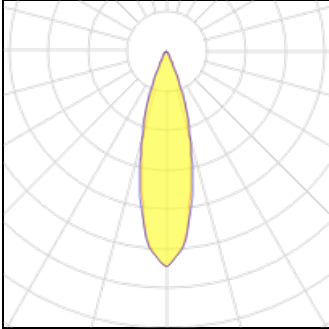


1 x LED			
Nominal lamp power	6 W	LOR	73%
Lamp flux	753 lm	Total flux	548 lm
Luminous efficacy	126 lm/W	Total power	6 W
CCT	2700 K		
CRI	90		

**1 x LED**

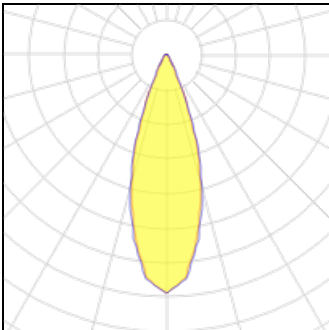
Nominal lamp power	6 W
Lamp flux	753 lm
Luminous efficacy	126 lm/W
CCT	2700 K
CRI	90

LOR	73%
Total flux	548 lm
Total power	6 W

**1 x LED**

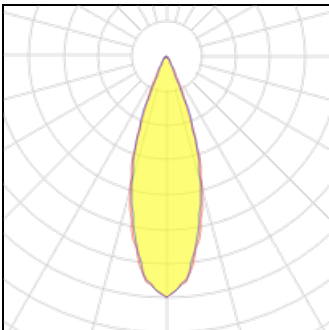
Nominal lamp power	6 W
Lamp flux	753 lm
Luminous efficacy	126 lm/W
CCT	2700 K
CRI	90

LOR	73%
Total flux	548 lm
Total power	6 W

**1 x LED**

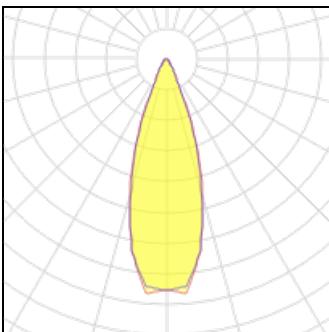
Nominal lamp power	6 W
Lamp flux	753 lm
Luminous efficacy	126 lm/W
CCT	2700 K
CRI	90

LOR	73%
Total flux	548 lm
Total power	6 W

**1 x LED**

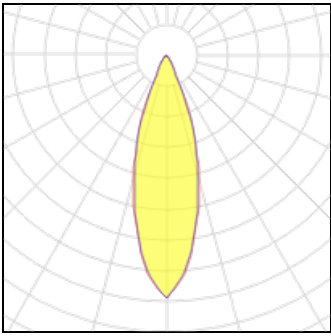
Nominal lamp power	6 W
Lamp flux	753 lm
Luminous efficacy	126 lm/W
CCT	2700 K
CRI	90

LOR	73%
Total flux	548 lm
Total power	6 W

**1 x LED**

Nominal lamp power	6 W
Lamp flux	753 lm
Luminous efficacy	126 lm/W
CCT	2700 K
CRI	90

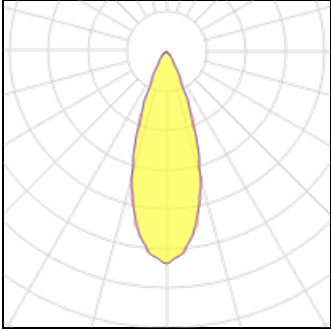
LOR	73%
Total flux	548 lm
Total power	6 W



1 x LED

Nominal lamp power	6 W
Lamp flux	753 lm
Luminous efficacy	126 lm/W
CCT	2700 K
CRI	90

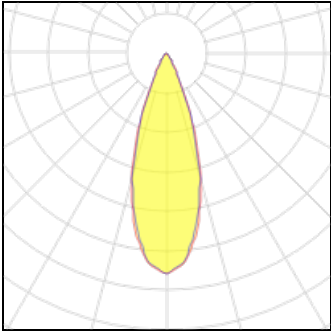
LOR	73%
Total flux	548 lm
Total power	6 W



1 x LED

Nominal lamp power	6 W
Lamp flux	753 lm
Luminous efficacy	126 lm/W
CCT	2700 K
CRI	90

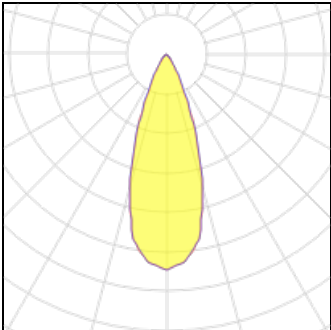
LOR	73%
Total flux	548 lm
Total power	6 W



1 x LED

Nominal lamp power	6 W
Lamp flux	753 lm
Luminous efficacy	126 lm/W
CCT	2700 K
CRI	90

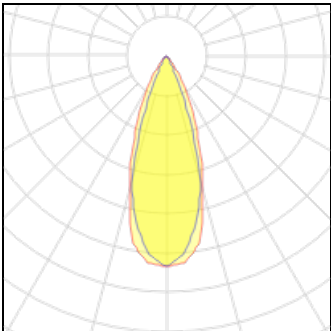
LOR	73%
Total flux	548 lm
Total power	6 W



1 x LED

Nominal lamp power	6 W
Lamp flux	753 lm
Luminous efficacy	126 lm/W
CCT	2700 K
CRI	90

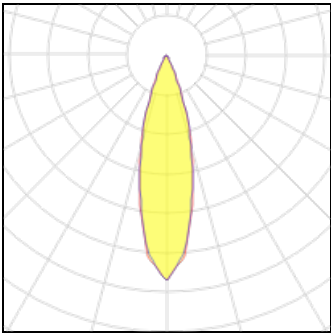
LOR	73%
Total flux	548 lm
Total power	6 W



1 x LED

Nominal lamp power	6 W
Lamp flux	753 lm
Luminous efficacy	126 lm/W
CCT	2700 K
CRI	90

LOR	73%
Total flux	548 lm
Total power	6 W



1 x LED

Nominal lamp power	6 W	LOR	73%
Lamp flux	753 lm	Total flux	548 lm
Luminous efficacy	126 lm/W	Total power	6 W
CCT	2700 K		
CRI	90		

Mounting mode

Pendant

Shape and measurements

Height: 11.81 in
Diameter: 2.56 in
Weight: 0.9 kg

Electric

System power: 6 W
Appliance Class: 0

Protection

IP: 20
Designation labels: CE