

Product data sheet

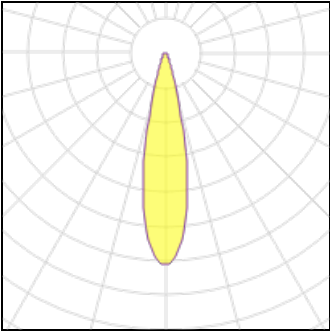
LIGHT EYE® 150
1008182
SLV



IP
20

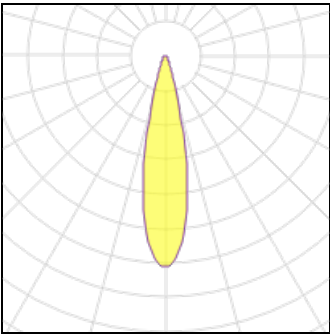
The popular spotlights and pendant lights for the 1- and 3-phase system extend the LIGHT EYE® family with new elegant models. Available in diameters of 90 and 150 mm, they offer a stylish design that shines with a sophisticated matt look. The separately available and interchangeable decorative rings create a modern look with their trendy colours.

Light output 1



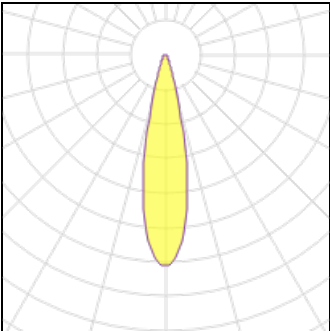
1 x Halogen high voltage lamp with reflector

Nominal lamp power	7.3 W	Socket	Gu10
Lamp flux	530 lm	LOR	87%
Luminous efficacy	58 lm/W	ULOR	44%
CCT	3058 K	Total flux	462 lm
CRI	92	Total power	8 W



1 x Halogen high voltage lamp with reflector

Nominal lamp power	7.3 W	Socket	Gu10
Lamp flux	530 lm	LOR	87%
Luminous efficacy	58 lm/W	ULOR	44%
CCT	4033 K	Total flux	462 lm
CRI	93	Total power	8 W



1 x Halogen high voltage lamp with reflector

Nominal lamp power	7.3 W	Socket	Gu10
Lamp flux	530 lm	LOR	87%
Luminous efficacy	58 lm/W	ULOR	44%
CCT	2723 K	Total flux	462 lm
CRI	92	Total power	8 W

Mounting mode

Ceiling mounted, Contact rail

Electric

System power: 8 W

Shape and measurements

Length: 39.37 in

Width: 39.37 in

Height: 39.37 in

Weight: 0.59 kg

Adjustability

Fixed

Protection

IP: 20