


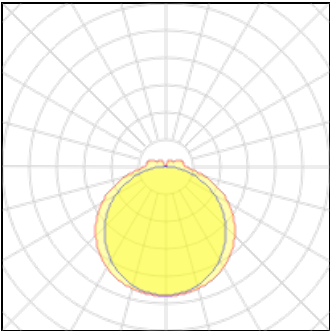
Product data sheet

LIPROTEC PLUG & PLAY LED-MODULE LLPM RGBW
LLP110V4A9
SCHLÜTER-SYSTEMS



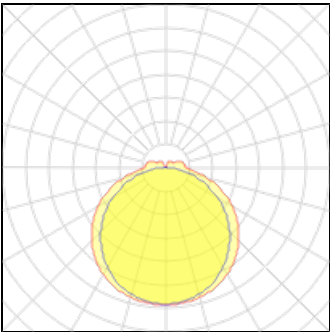
Schlüter-LIPROTEC-LLPM are plug-and-play LED modules made of a flexible, fully coated LED tube with homogeneous light distribution and an attachment profile made of stainless steel (V4A). The LED modules are available in a colour RGB+W version. The LED modules can be integrated into a tile covering, using the trapezoid perforated anchoring leg. Available length: 50 cm 100 cm 200 cm 250 cm Search terms: LIPROTEC, Schlüter, Schlueter, Schluter, LIPROTEC-EASY, LED profile, Bathroom, RGB, RGBW, Tile, Line of light, IP67, Shower, Floor, Fliese

Light output 1 (integrated)



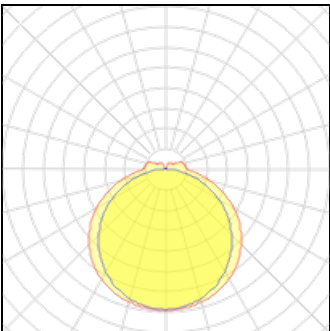
Lamp type	LED	CCT	2505 K
Nominal lamp power	0.44 W	CRI	92
Total flux	17 lm	LOR	100%
Luminous efficacy	39 lm/W	ULOR	9%
		Total power	0.44 W

Light output 2 (integrated)



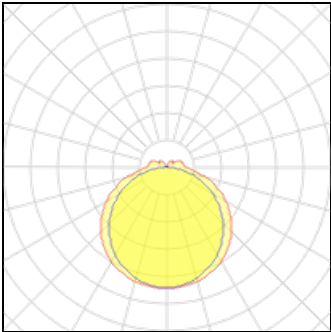
Lamp type	LED	CCT	0 K
Nominal lamp power	0.3 W	CRI	-46
Total flux	3 lm	LOR	100%
Luminous efficacy	10 lm/W	ULOR	9%
		Total power	0.3 W

Light output 3 (integrated)



Lamp type	LED	CCT	7295 K
Nominal lamp power	0.2 W	CRI	-29
Total flux	12 lm	LOR	100%
Luminous efficacy	60 lm/W	ULOR	9%
		Total power	0.2 W

Light output 4 (integrated)



Lamp type	LED	CCT	0 K
Nominal lamp power	0.4 W	CRI	-29
Total flux	6 lm	LOR	100%
Luminous efficacy	15 lm/W	ULOR	9%
		Total power	0.4 W

Mounting mode

Wall recessed, Ceiling recessed

Shape and measurements

Length: 3.94 in
Width: 0.67 in
Height: 0.55 in

Adjustability

Fixed

Design

Material impression: Plastic, Stainless steel
Color of housing: White, Silver gray

Electric

System power: 1.34 W
Voltage: 24 V DC

Protection

IP: 67
Designation labels: CE

Other operating numbers

Ambient temperature range: -4...149°F